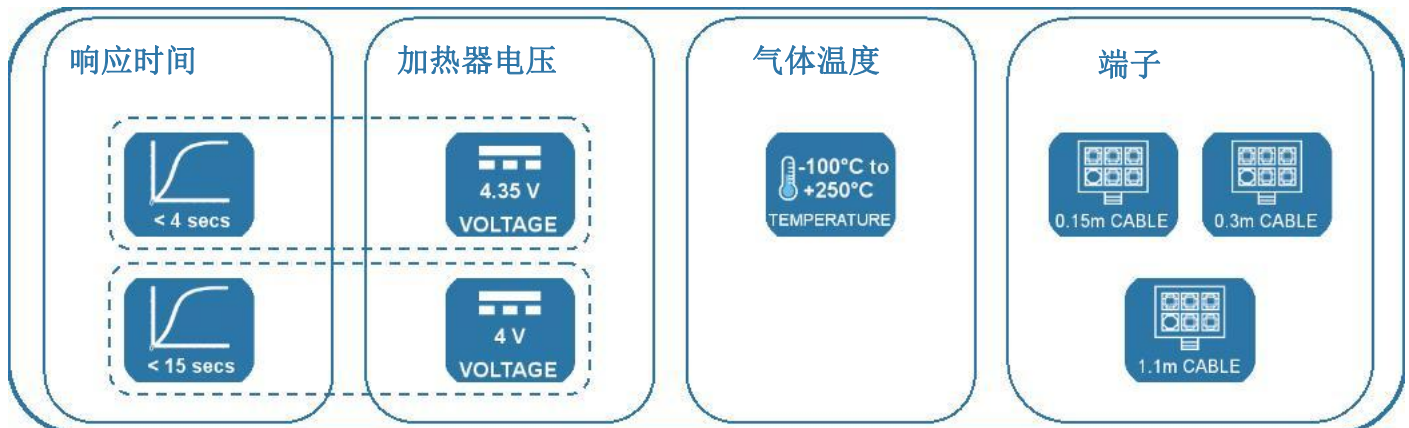


数据表

氧化锆O₂ 传感器 探头系列—短外壳

特性

- 氧化锆(ZrO₂)传感元件
- 寿命长, 非消耗性技术
- 集成加热元件
- 高精度
- 需要外部接口板以运行¹



优点

- 无需参考气体
- 无需温度稳定
- 紧凑型外壳

技术规格

加热器电压 ²	
工作(标准响应)	4V _{Dc} ± 0.1V _{Dc} (1.7A)
待机	1.65V _{Dc} (0.7A)
工作(快速响应)	4.35V _{Dc} ± 0.1V _{Dc} (1.85A)
待机	2V _{Dc} (0.85A)
700°C下的泵阻抗 ³	< 6kΩ
允许气体温度	-100°C ~ +250°C
气体流速	0—10 m/s
重复允许加速度	5g
偶然允许加速度	30g

输出值

氧气压力范围	2mbar—3bar max
精度	5mbar max
内部运行温度	700°C
响应时间 (10—90% step)	
标准响应传感器	< 15s
快速响应传感器	< 4s
预热时间 (传感器运行前)	60s
预热时间 (待机唤醒)	20s
输出稳定时间	~ 180s

可根据要求提供其他传感器选项, 请发送邮件至:
technical@sstsensing.com

需要帮助? 询求专家请致电 +
44 (0)1236 459 020并寻求
“技术”援助

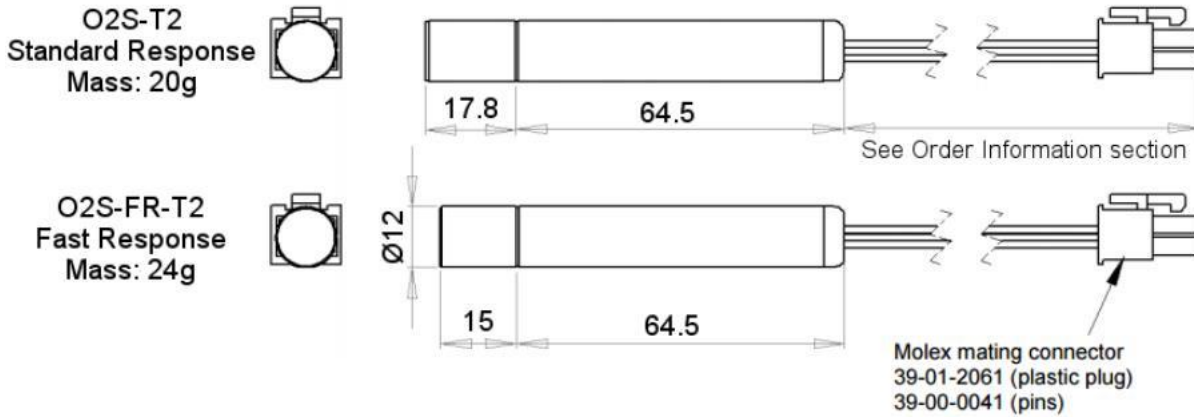


- 1) 接口板单独售卖; 请联系technical@sstsensing.com 获取详情。
- 2) 由于电源电缆中的电压降, 必须尽可能靠近传感器测量加热电压。
- 3) 应将泵电路中的恒流源设计为可驱动高达6kΩ的负载。

深圳市新世联科技有限公司

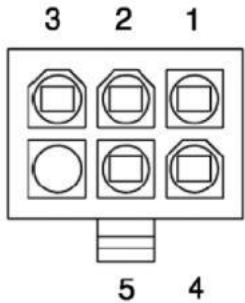
外形图纸

所有尺寸单位为mm。



电气接口

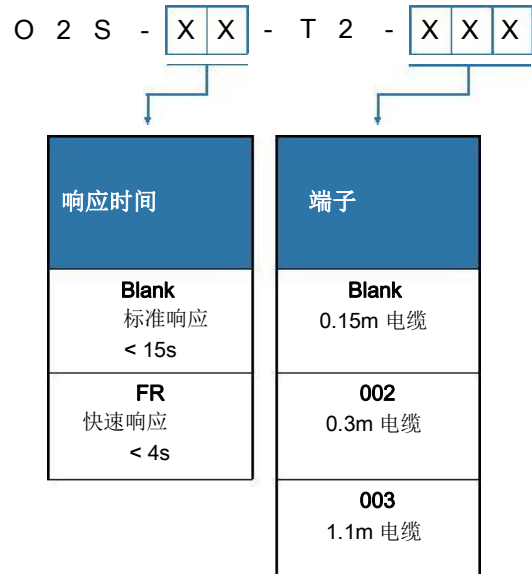
Molex 连接器



Pin	定义
1	泵(红色)
2	公共(黑色)
3	加热器(1)(黄色)
4	传感(蓝色)
5	加热器(2)(黄色)

订购信息

使用以下型号定义规则，生成您的指定型号。仅使用对应您需要的传感器和输出选项的字母和数字—忽略您不需要的字母和数字。



CAUTION

Do not exceed maximum ratings and ensure sensor(s) are operated in accordance with their requirements.
Carefully follow all wiring instructions. Incorrect wiring can cause permanent damage to the device.
Zirconium dioxide sensors are damaged by the presence of silicone. Vapours (organic silicone compounds) from RTV rubbers and sealants are known to poison oxygen sensors and MUST be avoided.
Do NOT use chemical cleaning agents.

Failure to comply with these instructions may result in product damage.

INFORMATION

As customer applications are outside of SST Sensing Ltd.'s control, the information provided is given without legal responsibility. Customers should test under their own conditions to ensure that the equipment is suitable for their intended application.
For detailed information on the sensor operation refer to application note AN0043 Operating Principle and Construction of Zirconium Dioxide Oxygen Sensors.

For technical assistance or advice, please email:
technical@sstsensing.com

General Note: SST Sensing Ltd. reserves the right to make changes to product specifications without notice or liability. All information is subject to SST Sensing Ltd.'s own data and considered accurate at time of going to print.



深圳市新世联科技有限公司